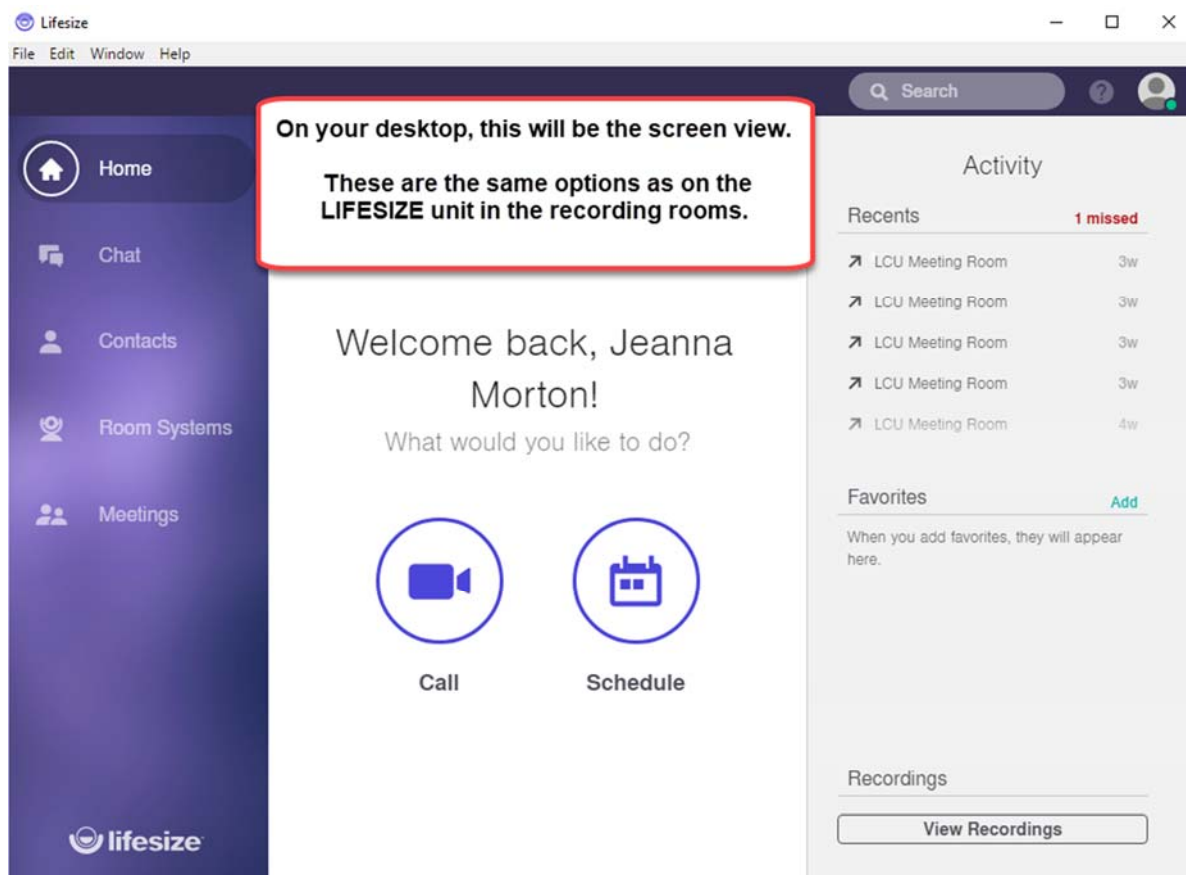
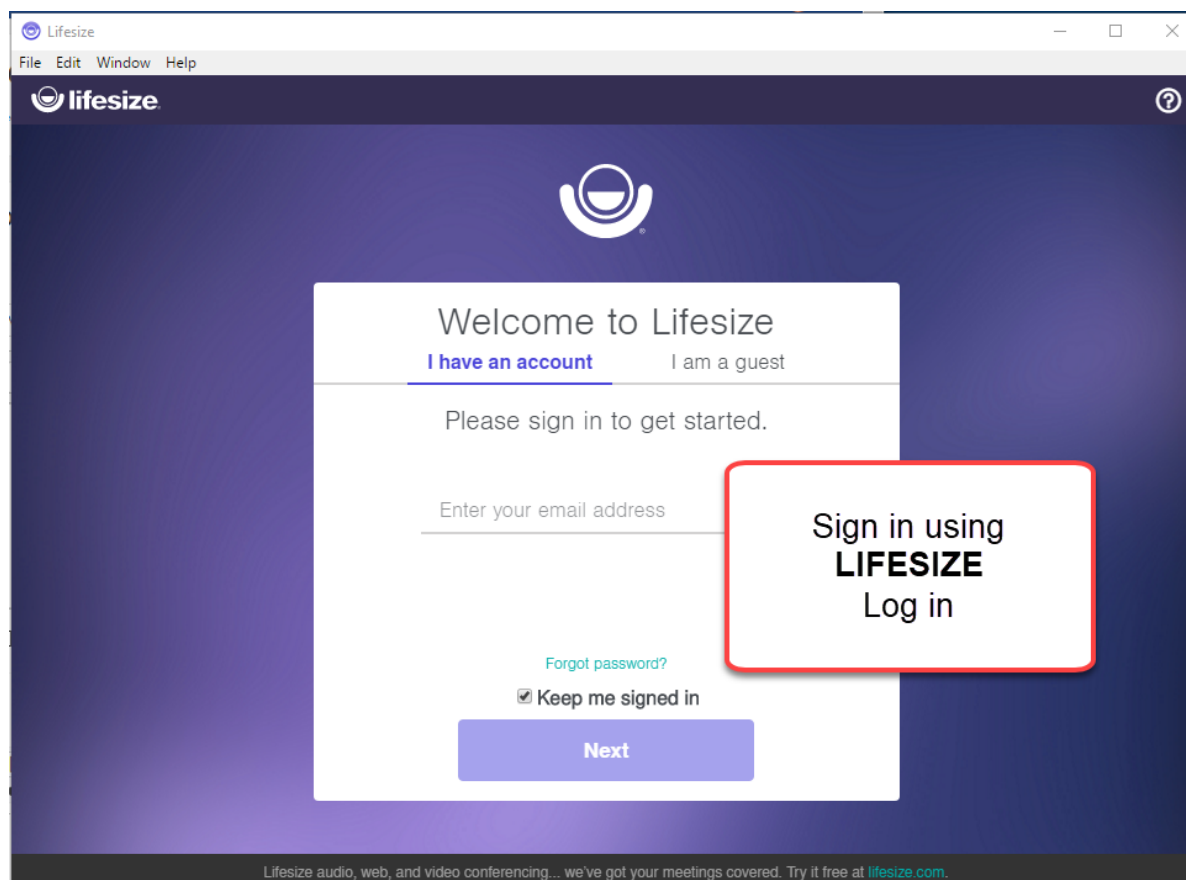


LIFESIZE: Recording Meeting Session and Adding to Moodle Course

Lifesize

File Edit Window Help

Search

Home

Chat

Contacts

Room Systems

Meetings

Meetings

Show All

Create a Meeting

Select Meeting room

Meeting Rooms are Pre-assigned for the LCU campus users

lifesize

File Edit Window Help

Search

Home

Chat

Contacts

Room Systems

Meetings

Meetings

Show All

Create a Meeting

Click camera to begin Meeting

Call with camera on

Graduate

Ready

Details

Meeting link
<https://call.lifesizecloud.com/call/2000141848>
[Copy link](#)

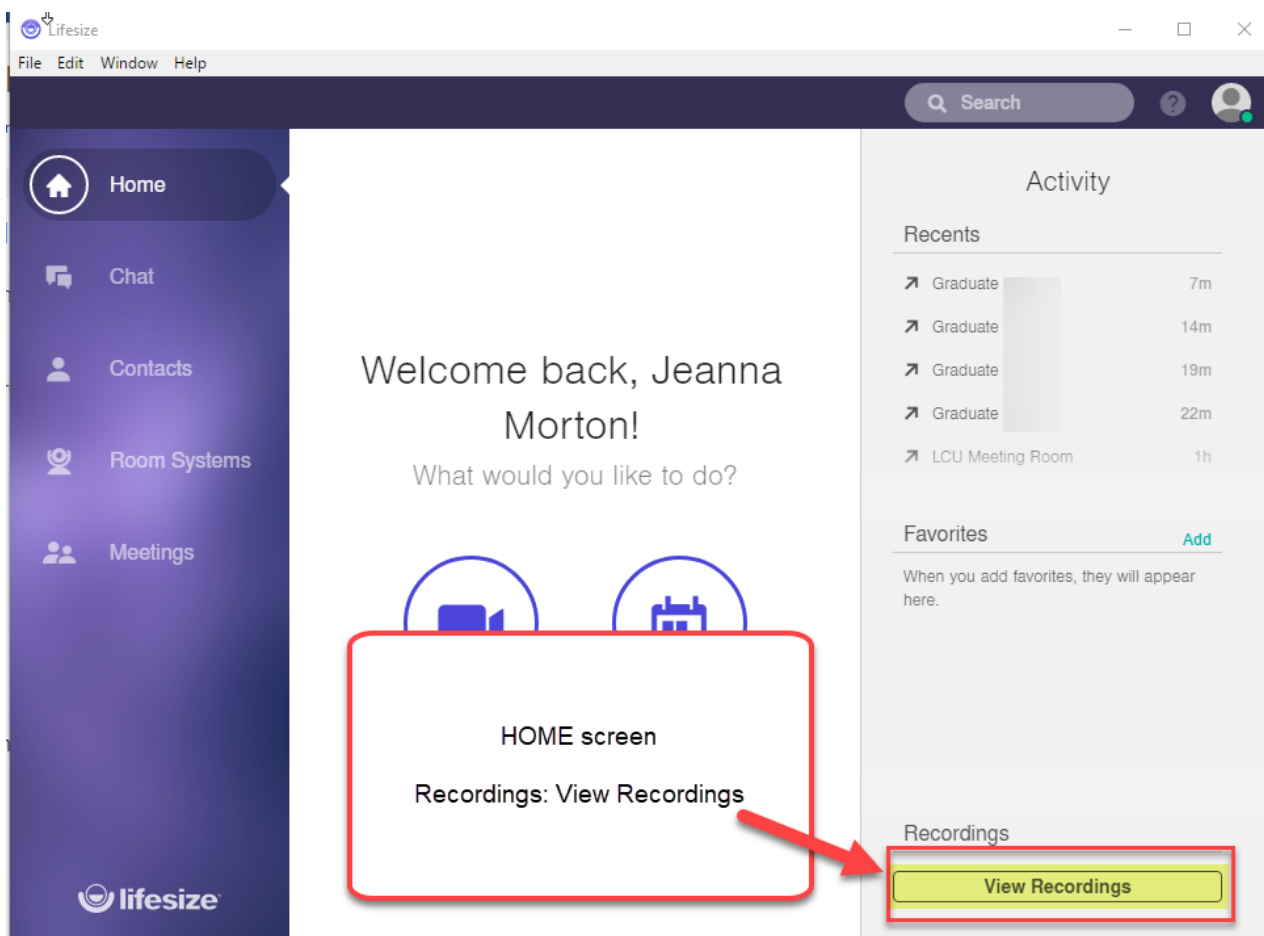
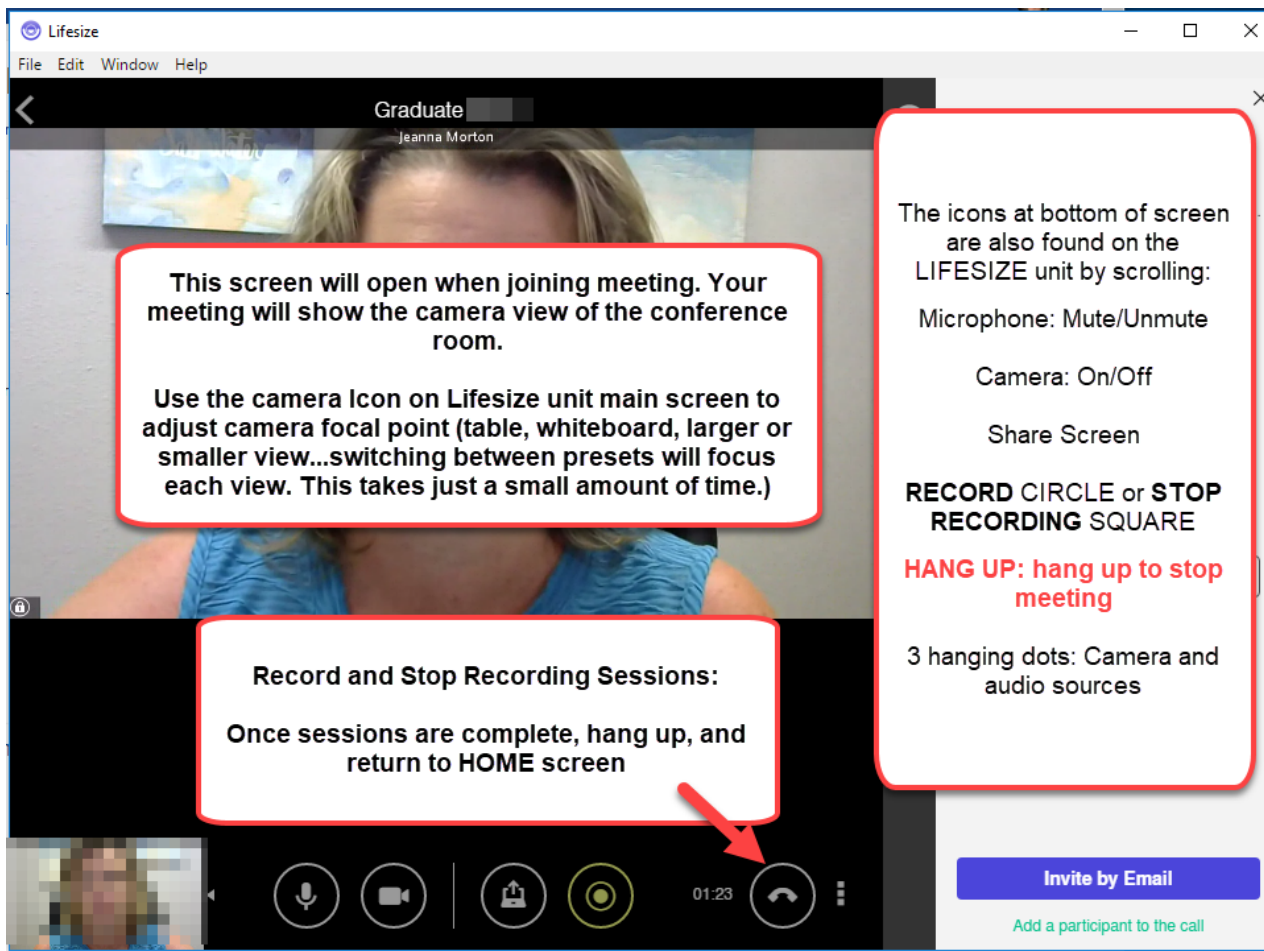
Extension
2000141848

Phone
United States: +1 844 572 5683
[Additional numbers](#)

Video address
2000141848@lifesizecloud.com

Owner
Bill Kopf

Moderator
Administrator



Shown are the sessions recorded for a particular meeting room. If recording multiple consecutive sessions in a single day, it is recommended that the files be renamed according to course and session part 1...2...3

Recordings Feed

Recordings 1 - 12 of 42

Select Meeting

Sort by Date

All

Double click on Video

Graduate
Bill Kopf
Meeting: Graduate
Today at 2:59 PM

Graduate
Bill Kopf
Meeting: Graduate
Today at 10:57 AM

Meeting Room for EVERY...
Meeting: Meeting Room for EVERY Lecture
04/18/2018 2:57 PM

Meeting Room for EVERY...
Meeting: Meeting Room for EVERY Lecture
04/16/2018 2:33 PM

NOTE!!!!

When making Recording Lifesize Sessions,
DOWNLOAD AND SAVE THEM TO COMPUTER FILE
OR COURSE IMMEDIATELY AFTER SESSION

DELETE RECORDED SESSION
FROM LIFESIZE

Lifsize Cloud

https://amplify.lifsizecloud.com/#/singlevideo/7af46d24-70fa-4eb4-929d-3a577fb3615d?feed=all&from=all

lifsize

DASHBOARD

DIRECTORY

MEETINGS

VIDEO SYSTEMS

RECORDINGS

Recordings Feed

My Recordings

Watch List

Jeanna Morton

Graduate

Bill Kopf, Today at 2:59 PM

Meeting: Graduate

1 Views

0

Icons below give options for video

- 1 SHARE:** provides link to copy and be shared with specified users
- 2 EDIT Recording Properties:** Video name changes with description
- 3 DOWNLOAD:** Save as > Recommend saving to Desktop folder if Dragging and Dropping into a Moodle Course.
- 4 Add to Watch List**
- 5 Delete**

Related Recordings

Graduate

Bill Kopf

1 Views

05:40

Meeting Room for...

6 Views

01:46:43

Meeting Room for...

2 Views

01:21:25

Meeting Room for...

2 Views

01:13:50

Meeting Room for...

1 Views

01:22:06

Meeting Room for...

2 Views

01:20:29

Editing Folder

https://moodle.lcu.edu/course/modedit.php?add=folder&type=&course=

Most Visited

Punch In/Out

Moodle Home

MOODLE FAQ

STUDENT HELP

Search courses

Search

Jeanna Morton

TB Deleted Set Dates Course

Participants

Badges

Competencies

Grades

May 7 - May 13

May 14 - May 20

May 21 - May 27

May 28 - June 3

June 4 - June 10

June 11 - June 17

June 18 - June 24

June 25 - July 1

July 2 - July 8

July 9 - July 15

July 16 - July 22

July 23 - July 29

July 30 - August 5

August 6 - August 12

August 13 - August 19

August 20 - August 26

Dashboard

Site home

Calendar

TB Deleted Adding Lifsize Recordings Course

Dashboard / My courses / TB Deleted Set Dates Course / Adding a new Folder

Adding a new Folder

General

Name

Videos: Course Recordings

Description

Display description on course page

Content

Files

Maximum size for new files: Unlimited

You can drag and drop files here to add them.

Display folder contents

On a separate page

Show subfolders expanded

ADD A BLOCK

Add...

Lifsize Videos saved to folder on Desktop

Open Folder and Drag folder content into Content Drag and Drop.

If choosing videos to be available in one folder, save them all to this desktop folder.

If choosing videos to be available in different weeks, save them to specified weeks folders on desktop to be dragged according to weeks

Each Video was dragged and dropped to Content box and now shows as a video icon with the Session Titles

SAVE AND DISPLAY

Course Page

Video Resource folder is now available on course page. I choose to create it in the Information Center, but it could be created in any of the course sections

TB Deleted Adding Lifesize Recordings Course

Dashboard / My courses / TB Deleted Set Dates Course / Information Center / Videos: Course Recordings -

Videos: Course Recordings -

Download folder Edit

Videos are now in the Resources Folder Activity on Course Page and are available for Course Participants to View